NEXCAD PROFESSIONAL v1.5 | POLYGON / FENCE / REFEDIT

1. WPOLYGON / CPOLYGON

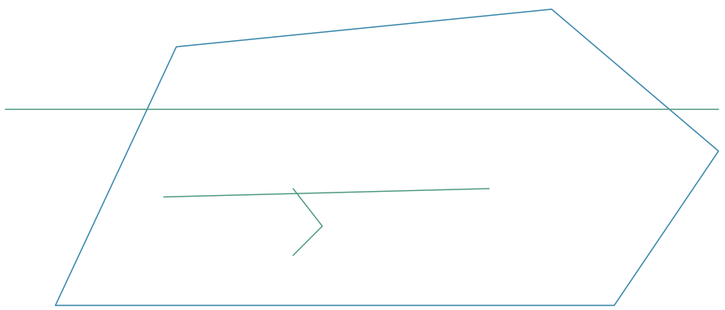

Albastru: poligon de selectie

Verde: geometrie testata

2. FENCE - intersectii

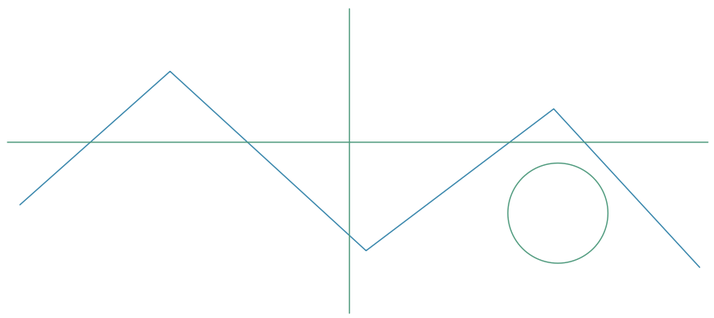

Selecteaza doar obiectele atinse

3. REFEDIT - direct in model

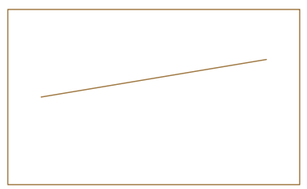

INSERT 1

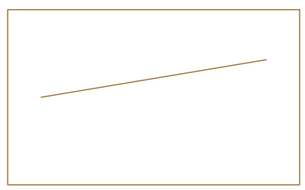

INSERT 2

REFEDIT schimba definitia ambelor blocuri

COMENZI

WPOLYGON / CPOLYGON / FENCE: clic pe varfuri + Enter

REFEDIT: selecteaza INSERT, apoi trage grip-uri galbene

Enter / REFSAVE = salveaza; Esc / REFCANCEL = renunta

BEDIT ramane pentru blocuri cu STRETCH / FLIP

DXF / SVG / PDF | Format NEXCAD .nxcad | 14.11.2026